

Sauerlach, Mühlweg - Sauerlach S - Arget

Zone		Montag - Freitag													
Verkehrshinweis		S	S	F	S	S	F	S	S	S					
SAL 1/2	Sauerlach, Mühlweg							7.53	8.53	10.13	11.13		12.13	13.10	
SAL 1/2	- Rudolf-Diesel-Ring							7.54	8.54	10.14	11.14		12.14	13.11	
SAL 1/2	- Robert-Bosch-Straße							7.55	8.55	10.15	11.15		12.15	13.12	
SAL 1/2	- Ludwig-Bölkow-Straße							7.56	8.56	10.16	11.16		12.16	13.13	
SAL 1/2	- Schule											11.29		12.25	
SAL 1/2	Sauerlach S	an						8.00	9.00	10.20	11.20	11.31	12.20	13.21	
S3	Sauerlach	ab						8.04	9.04	10.24	11.24	11.44	12.24		
S3	Marienplatz	an						8.35	9.35	10.55	11.55	12.15	12.55		
S3	Marienplatz	ab	5.06	5.26	5.46	6.06	6.26	6.46	6.46	7.26	7.46	8.26	8.46	9.46	10.46
S3	Sauerlach	an	5.37	5.57	6.17	6.37	6.57	7.17	7.17	7.57	8.17	8.57	9.17	10.17	11.17
SAL 1/2	Sauerlach S	ab	5.43	6.03	6.23	6.43	7.03	7.13	7.21	8.03	8.23	9.03	9.23	10.23	11.23
SAL 1/2	Sauerlach, Martinstraße		5.45	6.05	6.25	6.45	7.05	7.15	7.23	8.05	8.25	9.05	9.25	10.25	11.25
SAL 1/2	Grafring (b.Sauerlach)		5.48	6.08	6.28	6.48	7.08	7.18	7.26	8.08	8.28	9.08	9.28	10.28	11.28
SAL 1/2	Lochhofen, Bavariastraße		5.49	6.09	6.29	6.49	7.09	7.19	7.27	8.09	8.29	9.09	9.29	10.29	11.29
SAL 1/2	- Michelstraße		5.50	6.10	6.30	6.50	7.10	7.20	7.28	8.10	8.30	9.10	9.30	10.30	11.30
SAL 1/2	Arget, Finkenweg		5.51	6.11	6.31	6.51	7.11	7.21	7.29	8.11	8.31	9.11	9.31	10.31	11.31
SAL 1/2	- Oberhamer Straße		5.52	6.12	6.32	6.52	7.12	7.22	7.30	8.12	8.32	9.12	9.32	10.32	11.32
SAL 1/2	- Holzkirchner Straße		5.53	6.13	6.33	6.53	7.13	7.23	7.31	8.13	8.33	9.13	9.33	10.33	11.33
SAL 1/2	Lochhofen, Abzw.		5.55	6.15	6.35	6.55	7.15	7.25	7.33	8.15	8.35	9.15	9.35	10.35	11.35
SAL 1/2	Grafring, Neubauerweg		5.56	6.16	6.36	6.56	7.16	7.26	7.34	8.16	8.36	9.16	9.36	10.36	11.36
SAL 1/2	Sauerlach, Martinstraße		5.58	6.18	6.38	6.58	7.18	7.28	7.36	8.18	8.38	9.18	9.38	10.38	11.38
SAL 1/2	Sauerlach S	an	6.00	6.20	6.40	7.00	7.20	7.30	7.38	8.20	8.40	9.20	9.40	10.40	11.40
S3	Sauerlach	ab	6.04	6.24	6.44	7.04	7.24	7.44	7.44	8.24	8.44	9.24	9.44	10.44	11.44
S3	Marienplatz	an	6.35	6.55	7.15	7.35	7.55	8.15	8.15	8.55	9.15	9.55	10.15	11.15	12.15
S3	Marienplatz	ab			6.06					7.06	8.06	9.06	10.06	11.06	12.06
S3	Sauerlach	an			6.37					7.37	8.37	9.37	10.37	11.37	12.37
SAL 1/2	Sauerlach S	ab			6.43			7.33	7.38	7.41		8.43	9.43	10.43	11.43
SAL 1/2	Sauerlach, Schule							7.36	7.40					11.54	
SAL 1/2	- Ludwig-Bölkow-Straße				6.47					7.46	7.45		8.47	9.47	10.47
SAL 1/2	- Robert-Bosch-Straße				6.48					7.47	7.46		8.48	9.48	10.48
SAL 1/2	- Mühlweg				6.49					7.48	7.47		8.49	9.49	10.49

Zone		Montag - Freitag										
Verkehrshinweis		F	S	S	F	S	F	F	S			
SAL 1/2	Sauerlach, Mühlweg	13.11		14.10	14.11			15.13		16.13	17.13	18.13
SAL 1/2	- Rudolf-Diesel-Ring	13.12		14.11	14.12			15.14		16.14	17.14	18.14
SAL 1/2	- Robert-Bosch-Straße	13.13		14.12	14.13			15.15		16.15	17.15	18.15
SAL 1/2	- Ludwig-Bölkow-Straße	13.14		14.13	14.14			15.16		16.16	17.16	18.16
SAL 1/2	- Schule			14.18					15.40			
SAL 1/2	Sauerlach S	an	13.18	14.21	14.18			15.20	15.42	16.20	17.20	18.20
S3	Sauerlach	ab	13.24		14.24			15.24		16.24	17.24	18.24
S3	Marienplatz	an	13.55		14.55			15.55		16.55	17.55	18.55
S3	Marienplatz	ab	12.46	12.46	13.46	13.46	14.06	14.26	14.26	14.46	15.06	15.06
S3	Sauerlach	an	13.17	13.17	14.17	14.17	14.37	14.57	14.57	15.17	15.37	15.37
SAL 1/2	Sauerlach S	ab	13.21	13.31	14.21	14.21	14.43	15.03	15.03	15.23	15.43	16.03
SAL 1/2	Sauerlach, Martinstraße		13.23	13.33	14.23	14.23	14.45	15.05	15.05	15.25	15.45	16.05
SAL 1/2	Grafring (b.Sauerlach)		13.26	13.36	14.26	14.26	14.48	15.08	15.08	15.28	15.48	16.08
SAL 1/2	Lochhofen, Bavariastraße		13.27	13.37	14.27	14.27	14.49	15.09	15.09	15.29	15.49	16.09
SAL 1/2	- Michelstraße		13.28	13.38	14.28	14.28	14.50	15.10	15.10	15.30	15.50	16.10
SAL 1/2	Arget, Finkenweg		13.29	13.39	14.29	14.29	14.51	15.11	15.11	15.31	15.51	16.11
SAL 1/2	- Oberhamer Straße		13.30	13.40	14.30	14.30	14.52	15.12	15.12	15.32	15.52	16.12
SAL 1/2	- Holzkirchner Straße		13.31	13.41	14.31	14.31	14.53	15.13	15.13	15.33	15.53	16.13
SAL 1/2	Lochhofen, Abzw.		13.33	13.43	14.33	14.33	14.55	15.15	15.15	15.35	15.55	16.15
SAL 1/2	Grafring, Neubauerweg		13.34	13.44	14.34	14.34	14.56	15.16	15.16	15.36	15.56	16.16
SAL 1/2	Sauerlach, Martinstraße		13.36	13.46	14.36	14.36	14.58	15.18	15.18	15.38	15.58	16.18
SAL 1/2	Sauerlach S	an	13.38	13.48	14.38	14.38	15.00	15.20	15.20	15.40	16.00	16.20
S3	Sauerlach	ab	13.44		14.44	14.44	15.04	15.24	15.24	15.44	16.04	16.04
S3	Marienplatz	an	14.15		15.15	15.15	15.35	15.55	15.55	16.15	16.35	16.35
S3	Marienplatz	ab	13.06	14.06	14.06		14.46			15.26	15.26	16.26
S3	Sauerlach	an	13.37	14.37	14.37		15.17			15.57	15.57	16.57
SAL 1/2	Sauerlach S	ab	13.41		14.41	14.41		15.23		16.03	17.03	18.03
SAL 1/2	Sauerlach, Schule						15.26			16.05		
SAL 1/2	- Ludwig-Bölkow-Straße		13.45	14.45	14.45					16.07	16.11	17.07
SAL 1/2	- Robert-Bosch-Straße		13.46	14.46	14.46					16.08	16.12	17.08
SAL 1/2	- Mühlweg		13.47	14.47	14.47					16.09	16.13	17.09

S = nur an Schultagen F = nur an schulfreien Tagen


Busfahrten innerhalb einer Gemeinde gelten als Kurzstrecke: SAL = Sauerlach



















Am 24. und 31. Dezember Betrieb wie Samstag



Fahrplan als PDF zum Download

Änderungen vorbehalten | mvv-muenchen.de

**Sauerlach, Mühlweg - Sauerlach  - Arget**

Zone		Montag - Freitag								Samstag								
SAL 1/2	Sauerlach, Mühlweg			19.13		20.13				7.13		19.13	20.13					
SAL 1/2	- Rudolf-Diesel-Ring			19.14		20.14				7.14	<b>alle</b>	19.14	20.14					
SAL 1/2	- Robert-Bosch-Straße			19.15		20.15				7.15	<b>60</b>	19.15	20.15					
SAL 1/2	- Ludwig-Bölkow-Straße			19.16		20.16				7.16	<b>Min</b>	19.16	20.16					
SAL 1/2	Sauerlach 	an		19.20		20.20				7.20		19.20	20.20					
	Sauerlach	ab		19.24		20.24				7.24		19.24	20.24					
	Marienplatz	an		19.55		20.55				7.55		19.55	20.55					
	Marienplatz	ab	18.06	18.26	18.46	19.06	19.46	20.46	21.46	22.46	5.46	6.46	18.46	19.46	20.46	21.46	22.46	
	Sauerlach	an	18.37	18.57	19.17	19.37	20.17	21.17	22.17	23.17	6.17	7.17	19.17	20.17	21.17	22.17	23.17	
SAL 1/2	Sauerlach 	ab	18.43	19.03	19.23	19.43	20.23	21.23	22.23	23.23	5.43	6.23	7.23	19.23	20.23	21.23	22.23	23.23
SAL 1/2	Sauerlach, Martinstraße		18.45	19.05	19.25	19.45	20.25	21.25	22.25	23.25	5.45	6.25	7.25	19.25	20.25	21.25	22.25	23.25
SAL 1/2	Grafring (b.Sauerlach)		18.48	19.08	19.28	19.48	20.28	21.28	22.28	23.28	5.48	6.28	7.28	19.28	20.28	21.28	22.28	23.28
SAL 1/2	Lochhofen, Bavariastraße		18.49	19.09	19.29	19.49	20.29	21.29	22.29	23.29	5.49	6.29	7.29	19.29	20.29	21.29	22.29	23.29
SAL 1/2	- Michelstraße		18.50	19.10	19.30	19.50	20.30	21.30	22.30	23.30	5.50	6.30	7.30	19.30	20.30	21.30	22.30	23.30
SAL 1/2	Arget, Finkenweg		18.51	19.11	19.31	19.51	20.31	21.31	22.31	23.31	5.51	6.31	7.31	19.31	20.31	21.31	22.31	23.31
SAL 1/2	- Oberhamer Straße		18.52	19.12	19.32	19.52	20.32	21.32	22.32	23.32	5.52	6.32	7.32	19.32	20.32	21.32	22.32	23.32
SAL 1/2	- Holzkirchner Straße		18.53	19.13	19.33	19.53	20.33	21.33	22.33	23.33	5.53	6.33	7.33	19.33	20.33	21.33	22.33	23.33
SAL 1/2	Lochhofen, Abzw.		18.55	19.15	19.35	19.55	20.35	21.35	22.35	23.35	5.55	6.35	7.35	19.35	20.35	21.35	22.35	23.35
SAL 1/2	Grafring, Neubauerweg		18.56	19.16	19.36	19.56	20.36	21.36	22.36	23.36	5.56	6.36	7.36	19.36	20.36	21.36	22.36	23.36
SAL 1/2	Sauerlach, Martinstraße		18.58	19.18	19.38	19.58	20.38	21.38	22.38	23.38	5.58	6.38	7.38	19.38	20.38	21.38	22.38	23.38
SAL 1/2	Sauerlach 	an	19.00	19.20	19.40	20.00	20.40	21.40	22.40	23.40	6.00	6.40	7.40	19.40	20.40	21.40	22.40	23.40
	Sauerlach	ab	19.04	19.24	19.44	20.04	20.44	21.44	22.44	23.44	6.04	6.44	7.44	19.44	20.44	21.44	22.44	23.44
	Marienplatz	an	19.35	19.55	20.15	20.35	21.15	22.15	23.15	0.15	6.35	7.15	8.15	20.15	21.15	22.15	23.15	0.15
	Marienplatz	ab	18.26		19.26						6.06	7.06	19.06					
	Sauerlach	an	18.57		19.57						6.37	7.37	19.37					
SAL 1/2	Sauerlach 	ab	19.03		20.03						6.43	7.43	19.43					
SAL 1/2	Sauerlach, Ludwig-Bölkow-Str.		19.07		20.07						6.47	7.47	19.47					
SAL 1/2	- Robert-Bosch-Straße		19.08		20.08						6.48	7.48	19.48					
SAL 1/2	- Mühlweg		19.09		20.09						6.49	7.49	19.49					
Zone		Sonn- und Feiertag																
	Marienplatz	ab	7.46		21.46													
	Sauerlach	an	8.17		22.17													
SAL 1/2	Sauerlach 	ab	8.21		22.21													
SAL 1/2	Sauerlach, Martinstraße		8.23		22.23													
SAL 1/2	Grafring (b.Sauerlach)		8.26		22.26													
SAL 1/2	Lochhofen, Bavariastraße		8.27		22.27													
SAL 1/2	- Michelstraße		8.28		22.28													
SAL 1/2	Arget, Finkenweg		8.29	<b>alle</b>	22.29													
SAL 1/2	- Oberhamer Straße		8.30	<b>120</b>	22.30													
SAL 1/2	- Holzkirchner Straße		8.31	<b>Min</b>	22.31													
SAL 1/2	Lochhofen, Abzw.		8.33		22.33													
SAL 1/2	Grafring, Neubauerweg		8.34		22.34													
SAL 1/2	Sauerlach, Martinstraße		8.36		22.36													
SAL 1/2	Sauerlach 	an	8.38		22.38													
	Sauerlach	ab	8.44		22.44													
	Marienplatz	an	9.15		23.15													

Busfahrten innerhalb einer Gemeinde gelten als Kurzstrecke: SAL = Sauerlach

**Am 24. und 31. Dezember Betrieb wie Samstag**



Fahrplan als PDF zum Download

Änderungen vorbehalten | mvv-muenchen.de